





State Change Demonstration Notes

For each of the 4 stages below, draw and label as much detail as you can regarding the hot plate, the substance in the flask, and the balloon. After sketching a stage, make sure to WAIT until your teacher tells you to draw the next stage.

			
---	---	---	---